







Product Sheet

Part Number: CPF 06 N



| | |
|--------------------------------|---|
| Family | inserts |
| Version | screw terminal connections |
| Series | CP |
| Product type | with female contacts |
| Execution | black colour coded according |
| Model | female insert |
| Reference standard | EN 61984 (2001-11) |
| Contact type | silver plated |
| No. of poles | 6 poles +  |
| Voltage (V) | 400V/690V |
| Current (A) | 35A (A.C./D.C.) |
| Wire section | 1,5mm ² - 6mm ² |
| Awg size | 16 - 10 |
| Quality mark |     |
| IP degree of protection | IP20 degree of protection without enclosure, IP65/IP66 with enclosure (EN 60529) |

The information and the dimensions contained are not binding and may be changed without prior notice.
The drawing's dimensions are in mm.

Fixing centre distance size "77.62"
Double-size enclosures 77.62 accept two complementary inserts, order the standard insert and corresponding N insert for making the total polarity

Impulse withstand voltage 6kV

Pollution degree 3

Notes



CPF/M 06 N inserts

- characteristics according to EN 61984:
35A 400/690V 6kV 3
- UL, CSA, CCC, GOST certified
- rated voltage according to UL/CSA: 600V
- insulation resistance: > 10 GOhm
- ambient temperature limit: -40 °C ... +125 °C
- are made of self-extinguishing thermoplastic resin UL 94 V0
- mechanical life: > 500 cycles
- contact resistance: < 0,5 mOhm
- inserts with plate, for section conductors:
1,50 ÷ 6 mm² - AWG 16 ÷ 10
- conductors stripping length: 10.5 mm
- terminal screw torque: 1.2 Nm
- enclosures: size 77.62:
C-TYPE IP65/IP66
W-TYPE aggressive environments

The information and the dimensions contained are not binding and may be changed without prior notice.
The drawing's dimensions are in mm.